



SPEED Post

**भारतीय विमानपत्तन प्राधिकरण
AIRPORTS AUTHORITY OF INDIA**

No. AAI/CHQ/LM/CIR/RENT REVISION/2022/166 से 172

June 04, 2022

Regional Executive Director(s), SR/WR/NR/ER/NER Chennai/Mumbai/Delhi/Kolkata/Guwahati	Airport Director(s) Chennai Airport/NSCBI Airport, Chennai/Kolkata
--	---

Land Management Dte. Circular No. 22**Sub: - Revision of License Fee/Lease Rental effective from 01.4.2022 and Related Policies /Norms**

This is further to CHQ letter No. AV.21012/58/2016-LM/440-677 dated 04.12.2017 and Land Dte. Circular No. 17 issued vide communication No. AAI/CHQ/LM/CIR/2007 dated 20.3.2020 regarding applicability of Licence Fee/Lease Rental in respect of AAI Airports/AAI land.

2. The revision of Land Rental/License Fee was due from 01.04.2022. AAI Board in its 208th meeting held on 13.05.2022 approved the revision of Licence Fee/Lease Rental effective from 01.04.2022 as well as related Policies/Norms, which are given as hereunder: -

A. Land Rentals

- The revised land rental rates, as applicable for a period of 03 + 03 years from 01.04.2022 to 31.03.2025 and from 01.04.2025 to 31.03.2028 are enclosed at Annexure-A to E.
- The rental rate for land leased in operational area shall continue to be 75% of the normal rates.
- Paved land rate shall continue to be 20% higher than the normal rental rate at respective airports.

B. Hangar Rentals: -

The rental rate for the built-up hangar space and Annexe buildings etc. for the period of 03+03 years i.e. from 01.04.2022 to 31.03.2025 and from 01.04.2025 to 31.03.2028 are attached at Annexure-F to J.

C. Other terms: -

- The discount (50% concession) in space rental for allotment at **closed/abandoned airports** (e.g. Begumpet – Hyderabad, HAL Bangalore, old Terminal Chandigarh Airport or any other such airport in future) earlier granted vide CHQ. Circular dated 26.09.2018 stand discontinued from 01.04.2022 and these cases are to be dealt on merits as per approval of the Competent Authority.


- II. The above rental rates and escalations shall not be applicable on those leases or licenses which are allotted through the tendering process or with specific approval of the Board or Competent Authority. Those contracts shall continue to be governed as per such specific agreement/Umbrella Agreements terms and conditions.
 - III. The land allotted to Central Govt Departments, State Govt Departments, Regulatory / Statutory Agencies, (i.e. wholly owned by Central Govt /State Govt) for performing their mandatory /Regulatory functions will continue to be charged @50% of AAI's normal license fee /land rental. This concession will not apply in favour of the Public Sector Undertakings of Central /State Govt working on commercial basis and MET Dept. whose terms are being governed as per MoU executed.
 - IV. The Security Deposit of value equal to twelve months license/lease fee in the form of Bank Guarantee/FDR/ Deposits etc. shall be required to be maintained /deposited by the agency on the revised license fee as applicable. BG shall be valid for a period of six months from the expiry of the license /lease.
 - V. **INTEREST RATE** - The penal Interest Rate for delayed payment on renewal / fresh allotment shall be @12% per annum (simple interest) instead of earlier 18% p.a. However, where AAI Board has already approved penal interest lower than 12% p.a. in specific cases, the same shall continue.
 - VI. The revised rates are also applicable on Carved out /AAI land at JV/PPP Airports (i.e. land not being demised to the JV/PPP operators).
 - VII. In the eventuality of AAI formulating any specific policy and decides separate / different rental rates for any specific airports /purposes /services, the same shall be applicable irrespective of the above decision.
 - VIII. In case any agency opted /proposed to AAI for surrendering the land /Hangar /Built up space etc. pending settlement of disputes /outstanding dues, the agency may be allowed to surrender subject to the condition that AAI will continue to take actions as appropriate for recovery of dues in order to utilize the said land /hangar /built up space for allotment to other agency for generating revenue. Further, any pipeline or other structure which are surrendered or abandoned, may be removed by AAI and the cost of such removals will be recovered from lessee /licensee.
3. The following other norms/parameters as already conveyed vide CHQ Circular No.17 dated 20.3.2020, stated above, shall continue to be followed: -
- A. The bills for paved/unpaved land are to be raised on annual basis. The practice of raising land bills on monthly basis shall be discontinued.

 .

- B. The bills in respect of built hangar /space shall continue to be raised on monthly basis.
- C. In case the period of allotment / Agreement is less than one year, the land rental charges are to be calculated on pro-rata basis without further rounding off. However, the final amount of the bill is to be rounded off to the nearest Rs. 10/-.
- D. Wherever, the land has been allotted to various agencies, the outer boundaries of the land allotted shall be the criteria for billing. As regards, built up area allotted (per month basis), the inner boundaries of the room or hangar is to be taken into the account for the purposes of the billing.
- E. The Annual Physical Audit of the leased or licensed land /areas shall be carried out on these parameters.

Please acknowledge the receipt and ensure the compliance thereof.

Encl : Annexure-A to J (11 pages)


(Anil Gupta)
Executive Director
(Land Management)

Copy to:

1. ED(Finance)-Rev.
2. ED(Finance)-Internal Audit.
3. ED (Commercial)
4. ED(Engg)-NR/WR/SR/ER/NER
5. ED(OPS)
6. OSD to Chairman
7. PS to Member (Ops)
8. PS to Member (Plg.)
9. PS to Member (Finance)
10. PS to Member (ANS)
11. PS to CVO
12. GM(IT)- with a request to upload the same on AAI website.
13. AAI/LM/Lease-Admin Team: For n.a. please
14. Copy to file no AV.21012/58/2016-LM/440-677

LAND RENTAL CHARTS (in Rs. PSMPA with FSI=One)

FSI Floor Index

Southern Region/Chennai

Annexure A

S.NO.	Airport	01.04.22 to 31.03.25				01.04.25 to 31.03.28			
		Non - operational Area		Operational Area		Non - operational Area		Operational Area	
		Unpaved	Paved	Unpaved	Paved	Unpaved	Paved	Unpaved	Paved
1	Agatti	1,060.00	1,270.00	800.00	950.00	1,220.00	1,460.00	920.00	1,100.00
2	Belgaum	760.00	910.00	570.00	680.00	870.00	1,040.00	650.00	780.00
3	Bellary	500.00	600.00	380.00	450.00	580.00	700.00	440.00	530.00
4	Calicut	760.00	910.00	570.00	680.00	870.00	1,040.00	650.00	780.00
5	Chennai	8,010.00	9,610.00	6,010.00	7,210.00	9,210.00	11,050.00	6,910.00	8,290.00
6	Coimbatore	1,050.00	1,260.00	790.00	950.00	1,210.00	1,450.00	910.00	1,090.00
7	Cuddapa	500.00	600.00	380.00	450.00	580.00	700.00	440.00	530.00
8	Donakonda	500.00	600.00	380.00	450.00	580.00	700.00	440.00	530.00
9	Gulbarga	500.00	600.00	380.00	450.00	580.00	700.00	440.00	530.00
10	Hasan	500.00	600.00	380.00	450.00	580.00	700.00	440.00	530.00
11	Hubli	760.00	910.00	570.00	680.00	870.00	1,040.00	650.00	780.00
12	Hyderabad	8,010.00	9,610.00	6,010.00	7,210.00	9,210.00	11,050.00	6,910.00	8,290.00
13	Kachipuram	500.00	600.00	380.00	450.00	580.00	700.00	440.00	530.00
14	Khamam	500.00	600.00	380.00	450.00	580.00	700.00	440.00	530.00
15	Manglore	500.00	600.00	380.00	450.00	580.00	700.00	440.00	530.00
16	Madurai	2,910.00	3,490.00	2,180.00	2,620.00	3,350.00	4,020.00	2,510.00	3,020.00
17	Mysore	1,470.00	1,760.00	1,100.00	1,320.00	1,690.00	2,030.00	1,270.00	1,520.00
18	Puduchery	2,740.00	3,290.00	2,060.00	2,470.00	3,150.00	3,780.00	2,360.00	2,840.00
19	Rajamundry	500.00	600.00	380.00	450.00	580.00	700.00	440.00	530.00
20	Salem	900.00	1,080.00	680.00	810.00	1,040.00	1,250.00	780.00	940.00
21	Trivandrum	1,730.00	2,080.00	1,300.00	1,560.00	1,990.00	2,390.00	1,490.00	1,790.00
22	Tirupati	760.00	910.00	570.00	680.00	870.00	1,040.00	650.00	780.00
23	Tuticorin	500.00	600.00	380.00	450.00	580.00	700.00	440.00	530.00
24	Trichy	500.00	600.00	380.00	450.00	580.00	700.00	440.00	530.00
25	Vijaywada	760.00	910.00	570.00	680.00	870.00	1,040.00	650.00	780.00
26	Vishakhpatnam	1,460.00	1,750.00	1,100.00	1,310.00	1,680.00	2,020.00	1,260.00	1,520.00
27	Vellore	500.00	600.00	380.00	450.00	580.00	700.00	440.00	530.00
28	Vikarabad	500.00	600.00	380.00	450.00	580.00	700.00	440.00	530.00
29	Warrangal	500.00	600.00	380.00	450.00	580.00	700.00	440.00	530.00

Am
4/5/2022
Am working

LAND RENTAL CHARTS (in Rs. PSMPA with FSI=One)

FSI Floor Index

Annexure B

Western Region

S.NO.	Airport	01.04.22 to 31.03.25				01.04.25 to 31.03.28			
		Non - operational Area		Operational Area		Non - operational Area		Operational Area	
		Unpaved	Paved	Unpaved	Paved	Unpaved	Paved	Unpaved	Paved
1	Ahmedabad	2,930.00	3,520.00	2,200.00	2,640.00	3,370.00	4,040.00	2,530.00	3,030.00
2	Aurangabad	2,550.00	3,060.00	1,910.00	2,300.00	2,930.00	3,520.00	2,200.00	2,640.00
3	Bhavnagar	760.00	910.00	570.00	680.00	870.00	1,040.00	650.00	780.00
4	Bhopal	2,930.00	3,520.00	2,200.00	2,640.00	3,370.00	4,040.00	2,530.00	3,030.00
5	Bhuj	810.00	970.00	610.00	730.00	930.00	1,120.00	700.00	840.00
6	Diu	500.00	600.00	380.00	450.00	580.00	700.00	440.00	530.00
7	Gondia	500.00	600.00	380.00	450.00	580.00	700.00	440.00	530.00
8	Goa	2,110.00	2,530.00	1,580.00	1,900.00	2,430.00	2,920.00	1,820.00	2,190.00
9	Indore	2,930.00	3,520.00	2,200.00	2,640.00	3,370.00	4,040.00	2,530.00	3,030.00
10	Jabalpur	1,510.00	1,810.00	1,130.00	1,360.00	1,740.00	2,090.00	1,310.00	1,570.00
11	Jamnagar	2,660.00	3,190.00	2,000.00	2,390.00	3,060.00	3,670.00	2,300.00	2,750.00
12	Jalgaon	500.00	600.00	380.00	450.00	580.00	700.00	440.00	530.00
13	Juhu	13,990.00	16,790.00	10,490.00	12,590.00	16,090.00	19,310.00	12,070.00	14,480.00
14	Kandla	500.00	600.00	380.00	450.00	580.00	700.00	440.00	530.00
15	Kohlapur	500.00	600.00	380.00	450.00	580.00	700.00	440.00	530.00
16	Keshod	760.00	910.00	570.00	680.00	870.00	1,040.00	650.00	780.00
17	Mumbai	8,010.00	9,610.00	6,010.00	7,210.00	9,210.00	11,050.00	6,910.00	8,290.00
18	Nagpur	2,890.00	3,470.00	2,170.00	2,600.00	3,320.00	3,980.00	2,490.00	2,990.00
19	Porbander	1,910.00	2,290.00	1,430.00	1,720.00	2,200.00	2,640.00	1,650.00	1,980.00
20	Pune	5,840.00	7,010.00	4,380.00	5,260.00	6,720.00	8,060.00	5,040.00	6,050.00
21	Rajkot	1,910.00	2,290.00	1,430.00	1,720.00	2,200.00	2,640.00	1,650.00	1,980.00
22	Solapur	500.00	600.00	380.00	450.00	580.00	700.00	440.00	530.00
23	Surat	1,990.00	2,390.00	1,490.00	1,790.00	2,290.00	2,750.00	1,720.00	2,060.00
24	Vadodara	2,930.00	3,520.00	2,200.00	2,640.00	3,370.00	4,040.00	2,530.00	3,030.00

Am
11/5/2022
Am Amshahing

LAND RENTAL CHARTS (in Rs. PSMPA with FSI=One)

FSI Floor Index

Annexure C

Northern Region

S.NO.	Airport	01.04.22 to 31.03.25				01.04.25 to 31.03.28			
		Non - operational Area		Operational Area		Non - operational Area		Operational Area	
		Unpaved	Paved	Unpaved	Paved	Unpaved	Paved	Unpaved	Paved
1	Adampur	500.00	600.00	380.00	450.00	580.00	700.00	440.00	530.00
2	Agra	1,920.00	2,300.00	1,440.00	1,730.00	2,210.00	2,650.00	1,660.00	1,990.00
3	Allahabad	1,020.00	1,220.00	770.00	920.00	1,170.00	1,400.00	880.00	1,050.00
4	Amritsar	1,220.00	1,460.00	920.00	1,100.00	1,400.00	1,680.00	1,050.00	1,260.00
5	Bikaner	500.00	600.00	380.00	450.00	580.00	700.00	440.00	530.00
6	Bareilly	500.00	600.00	380.00	450.00	580.00	700.00	440.00	530.00
7	Bathinda	500.00	600.00	380.00	450.00	580.00	700.00	440.00	530.00
8	Chandigarh	3,560.00	4,270.00	2,670.00	3,200.00	4,090.00	4,910.00	3,070.00	3,680.00
9	Dehradun	570.00	680.00	430.00	510.00	660.00	790.00	500.00	590.00
10	Delhi(IGI)	8,010.00	9,610.00	6,010.00	7,210.00	9,210.00	11,050.00	6,910.00	8,290.00
11	Faizabad	500.00	600.00	380.00	450.00	580.00	700.00	440.00	530.00
12	Meerut	500.00	600.00	380.00	450.00	580.00	700.00	440.00	530.00
13	Gwalior	500.00	600.00	380.00	450.00	580.00	700.00	440.00	530.00
14	Gorakhpur	870.00	1,040.00	650.00	780.00	1,000.00	1,200.00	750.00	900.00
15	Hindon	500.00	600.00	380.00	450.00	580.00	700.00	440.00	530.00
16	Jodhpur	2,230.00	2,680.00	1,670.00	2,010.00	2,560.00	3,070.00	1,920.00	2,300.00
17	Jaipur	3,330.00	4,000.00	2,500.00	3,000.00	3,830.00	4,600.00	2,870.00	3,450.00
18	Jaisalmer	500.00	600.00	380.00	450.00	580.00	700.00	440.00	530.00
19	Jammu	760.00	910.00	570.00	680.00	870.00	1,040.00	650.00	780.00
20	Kanpur	1,920.00	2,300.00	1,440.00	1,730.00	2,210.00	2,650.00	1,660.00	1,990.00
21	Kangra/Gaggal	500.00	600.00	380.00	450.00	580.00	700.00	440.00	530.00
22	Khandwa	500.00	600.00	380.00	450.00	580.00	700.00	440.00	530.00
23	Kishangarh	500.00	600.00	380.00	450.00	580.00	700.00	440.00	530.00
24	Kota	1,050.00	1,260.00	790.00	950.00	1,210.00	1,450.00	910.00	1,090.00
25	Kullu Manali	760.00	910.00	570.00	680.00	870.00	1,040.00	650.00	780.00
26	Khajuraho	1,850.00	2,220.00	1,390.00	1,670.00	2,130.00	2,560.00	1,600.00	1,920.00
27	Lalitpur	500.00	600.00	380.00	450.00	580.00	700.00	440.00	530.00
28	Leh	760.00	910.00	570.00	680.00	870.00	1,040.00	650.00	780.00
29	Lucknow	2,930.00	3,520.00	2,200.00	2,640.00	3,370.00	4,040.00	2,530.00	3,030.00
30	Ludhiana	1,070.00	1,280.00	800.00	960.00	1,230.00	1,480.00	920.00	1,110.00

Am
11/5/2022
for Amritsar


LAND RENTAL CHARTS (in Rs. PSMMPA with FSI=One)

FSI Floor Index

Northern Region

Annexure C

S.NO.	Airport	01.04.22 to 31.03.25				01.04.25 to 31.03.28			
		Non - operational Area		Operational Area		Non - operational Area		Operational Area	
		Unpaved	Paved	Unpaved	Paved	Unpaved	Paved	Unpaved	Paved
31	Muradabad	500.00	600.00	380.00	450.00	580.00	700.00	440.00	530.00
32	Palanpur	500.00	600.00	380.00	450.00	580.00	700.00	440.00	530.00
33	Panna	500.00	600.00	380.00	450.00	580.00	700.00	440.00	530.00
34	Pant Nagar	930.00	1,120.00	700.00	840.00	1,070.00	1,280.00	800.00	960.00
35	Pathankot	500.00	600.00	380.00	450.00	580.00	700.00	440.00	530.00
36	Shimla	500.00	600.00	380.00	450.00	580.00	700.00	440.00	530.00
37	Satna	500.00	600.00	380.00	450.00	580.00	700.00	440.00	530.00
38	Srinagar	760.00	910.00	570.00	680.00	870.00	1,040.00	650.00	780.00
39	Safdarjung	9,110.00	10,930.00	6,830.00	8,200.00	10,480.00	12,580.00	7,860.00	9,440.00
40	Udaipur	900.00	1,080.00	680.00	810.00	1,040.00	1,250.00	780.00	940.00
41	Varanasi	1,230.00	1,480.00	920.00	1,110.00	1,410.00	1,690.00	1,060.00	1,270.00


 15/12/22
 Anurag Singh


LAND RENTAL CHARTS (in Rs. PSMPA with FSI=One)

FSI Floor Index

Annexure D

Eastern Region/ Kolkata

S.NO.	Airport	01.04.22 to 31.03.25				01.04.25 to 31.03.28			
		Non - operational Area		Operational Area		Non - operational Area		Operational Area	
		Unpaved	Paved	Unpaved	Paved	Unpaved	Paved	Unpaved	Paved
1	Asansol	500.00	600.00	380.00	450.00	580.00	700.00	440.00	530.00
2	Berhampur	500.00	600.00	380.00	450.00	580.00	700.00	440.00	530.00
3	Bhubaneshwar	1,580.00	1,900.00	1,190.00	1,430.00	1,820.00	2,180.00	1,370.00	1,640.00
4	Chakulia	500.00	600.00	380.00	450.00	580.00	700.00	440.00	530.00
5	Gaya	1,380.00	1,660.00	1,040.00	1,250.00	1,590.00	1,910.00	1,190.00	1,430.00
6	Jharsuguda	500.00	600.00	380.00	450.00	580.00	700.00	440.00	530.00
7	Kolkata (NSCBI)	8,010.00	9,610.00	6,010.00	7,210.00	9,210.00	11,050.00	6,910.00	8,290.00
8	Pakyong	500.00	600.00	380.00	450.00	580.00	700.00	440.00	530.00
9	Patna	2,930.00	3,520.00	2,200.00	2,640.00	3,370.00	4,040.00	2,530.00	3,030.00
10	Ranchi	1,480.00	1,780.00	1,110.00	1,340.00	1,700.00	2,040.00	1,280.00	1,530.00
11	Raipur	960.00	1,150.00	720.00	860.00	1,100.00	1,320.00	830.00	990.00


 11/5/2022
 Anurag Singh

LAND RENTAL CHARTS (in Rs. PSMPA with FSI=One)

FSI Floor Index

North East Region

Annexure E

S.NO.	Airport	01.04.22 to 31.03.25				01.04.25 to 31.03.28			
		Non - operational Area		Operational Area		Non - operational Area		Operational Area	
		Unpaved	Paved	Unpaved	Paved	Unpaved	Paved	Unpaved	Paved
1	Agartala	500.00	600.00	380.00	450.00	580.00	700.00	440.00	530.00
2	Along	500.00	600.00	380.00	450.00	580.00	700.00	440.00	530.00
3	Barapani	500.00	600.00	380.00	450.00	580.00	700.00	440.00	530.00
4	Dibrugarh	500.00	600.00	380.00	450.00	580.00	700.00	440.00	530.00
5	Deaparizo	500.00	600.00	380.00	450.00	580.00	700.00	440.00	530.00
6	Dimapur	500.00	600.00	380.00	450.00	580.00	700.00	440.00	530.00
7	Guwahati	1,390.00	1,670.00	1,040.00	1,250.00	1,600.00	1,920.00	1,200.00	1,440.00
8	Imphal	500.00	600.00	380.00	450.00	580.00	700.00	440.00	530.00
9	Jorhat	1,230.00	1,480.00	920.00	1,110.00	1,410.00	1,690.00	1,060.00	1,270.00
10	Kailashahar	500.00	600.00	380.00	450.00	580.00	700.00	440.00	530.00
11	Kamalpur	500.00	600.00	380.00	450.00	580.00	700.00	440.00	530.00
12	Khowai	500.00	600.00	380.00	450.00	580.00	700.00	440.00	530.00
13	Lilabari	500.00	600.00	380.00	450.00	580.00	700.00	440.00	530.00
14	Passighat	500.00	600.00	380.00	450.00	580.00	700.00	440.00	530.00
15	Rupsi	500.00	600.00	380.00	450.00	580.00	700.00	440.00	530.00
16	Silchar	500.00	600.00	380.00	450.00	580.00	700.00	440.00	530.00
17	Shella	500.00	600.00	380.00	450.00	580.00	700.00	440.00	530.00
18	Tejpur	500.00	600.00	380.00	450.00	580.00	700.00	440.00	530.00
19	Tezu	500.00	600.00	380.00	450.00	580.00	700.00	440.00	530.00
20	Zero	500.00	600.00	380.00	450.00	580.00	700.00	440.00	530.00

Am
11/5/22


Amulya

HANGAR AND ANNEXE BUILDING LICENCE FEE CHARTS (in Rs. PSMPM)

Southern Region/Chennai

Annexure F

S.NO.	Airport	Hangar & Annexe Bldg. License Fee	Hangar & Annexe Bldg. License Fee
		(Per Sqm Per Month)	(Per Sqm Per Month)
		01.04.22 to 31.03.25	01.04.25 to 31.03.28
1	Agatti	540	620
2	Banglore	540	620
3	Belgaum	670	770
4	Calicut	1190	1370
5	Chennai	1610	1850
6	Coimbatore	1190	1370
7	Donakonda	430	490
8	Gulbarga	430	490
9	Hubli	540	620
10	Hyderabad	1190	1370
11	Kadapa	540	620
12	Madurai	670	770
13	Manglore	670	770
14	Mysore	670	770
15	Nadirgul	430	490
16	Puduchery	500	580
17	Rajamundry	540	620
18	Salem	540	620
19	Thanjavur	430	490
20	Tirupati	620	710
21	Trichy	670	770
22	Trivandrum	1190	1370
23	Tuticorin	540	620
24	Vellore	430	490
25	Vijaywada	670	770
26	Vishakhpatnam	670	770
27	Warrangal	430	490



 11/5/2022
 Anandaraman

HANGAR AND ANNEXE BUILDING LICENCE FEE CHARTS (in Rs. PSMPM)

Western Region

Annexure G

S.NO.	Airport	Hangar & Annexe Bldg. License Fee	Hangar & Annexe Bldg. License Fee
		(Per Sqm Per Month) 01.04.22 to 31.03.25	(Per Sqm Per Month) 01.04.25 to 31.03.28
1	Ahmedabad	1190	1370
2	Akola	430	490
3	Aurangabad	670	770
4	Bhavnagar	670	770
5	Bhopal	1190	1370
6	Bhuj	670	770
7	Deesa	430	490
8	Diu	540	620
9	Goa	1190	1370
10	Gondia	430	490
11	Hirasar	430	490
12	Indore	1190	1370
13	Jabalpur	540	620
14	Jalgaon	430	490
15	Jamnagar	540	620
16	Juhu	1190	1370
17	Kandla	540	620
18	Keshod	430	490
19	Kohlapur	540	620
20	Porbander	540	620
21	Pune	1190	1370
22	Rajkot	670	770
23	Solapur	430	490
24	Surat	670	770
25	Vadodara	670	770



 11/5/2022
 Anurag Singh

HANGAR AND ANNEXE BUILDING LICENCE FEE CHARTS (in Rs. PSMPM)

Northern Region

Annexure H

S.NO.	Airport	Hangar & Annexe Bldg. License Fee	
		(Per Sqm Per Month)	
		01.04.22 to 31.03.25	01.04.25 to 31.03.28
1	Adampur	540	620
2	Agra	670	770
3	Allahabad	540	620
4	Amritsar	1190	1370
5	Bhatinda	620	710
6	Bikaner	500	580
7	Chandigarh	670	770
8	Dehradun	500	580
9	Gorakhpur	540	620
10	Gwalior	540	620
11	Hindon	540	620
12	Jaipur	1190	1370
13	Jaisalmer	540	620
14	Jammu	670	770
15	Jodhpur	540	620
16	Kangra/Gaggal	540	620
17	Kanpur	540	620
18	Khajuraho	540	620
19	Khandwa	430	490
20	Kishangarh	500	580
21	Kota	430	490
22	Kullu Manali	540	620
23	Lalitpur	430	490
24	Leh	670	770
25	Lucknow	1190	1370
26	Ludhiana	500	580
27	Panna	430	490
28	Pant Nagar	540	620
29	Pathankot	540	620
30	Safdarjung	670	770
31	Satna	430	490
32	Shimla	540	620
33	Srinagar	670	770
34	Udaipur	670	770
35	Varanasi	1190	1370



 11/5/2022
 hm kunglchng

HANGAR AND ANNEXE BUILDING LICENCE FEE CHARTS (in Rs. PSMPM)

Eastern Region/ Kolkata

Annexure I

S.NO.	Airport	Hangar & Annexe Bldg. License Fee	Hangar & Annexe Bldg. License Fee
		(Per Sqm Per Month)	(Per Sqm Per Month)
		01.04.22 to 31.03.25	01.04.25 to 31.03.28
1	Bagdogra	670	770
2	Balurghat	430	490
3	Behala	430	490
4	Bhubaneshwar	620	710
5	Bilaspur	430	490
6	Cooch Behar	430	490
7	Gaya	670	770
8	Jharsuguda	540	620
9	Jogabani	430	490
10	Kolkata (NSCBI)	1610	1850
11	Malda	430	490
12	Muzzafarpur	430	490
13	Pakyong	500	580
14	Patna	670	770
15	Port Blair	620	710
16	Raipur	500	580
17	Ranchi	620	710
18	Raxaul	430	490


11/01/2022
K. M. Kumar/CHH

HANGAR AND ANNEXE BUILDING LICENCE FEE CHARTS (in Rs. PSMPM)

North East Region

Annexure J

S.NO.	Airport	Hangar & Annexe Bldg. License Fee	Hangar & Annexe Bldg. License Fee
		(Per Sqm Per Month)	(Per Sqm Per Month)
		01.04.22 to 31.03.25	01.04.25 to 31.03.28
1	Agartala	540	620
2	Aizwal	430	490
3	Along	430	490
4	Barapani	540	620
5	Debarizo	430	490
6	Dibrugarh	540	620
7	Dimapur	540	620
8	Guwahati	670	770
9	Imphal	540	620
10	Jorhat	540	620
11	Kailashahar	430	490
12	Kamalpur	430	490
13	Khowai	430	490
14	Lilabari	540	620
15	Passighat	430	490
16	Rupsi	430	490
17	Silchar	540	620
18	Tejpur	540	620
19	Tezu	540	620
20	Zero	430	490

Am
11/5/2022
Gm (M)/LHJ