

**AIMS**  
**(AIRPORT INFORMATION MANAGEMENT SYSTEM)**

**OPERATOR LEVEL NON-SCHEDULED OPERATOR PERMIT (NSOP)**

User Manual



Airports Authority of India

**Table of Content**

Home.....	3
Invoice.....	4
Raise NC Bill.....	5
Estimated invoice →View bills.....	6
Masters→Operator details.....	9
Masters→Aircraft details.....	11
Reports →Assessment Report.....	12

## **NSOP Online Invoicing and Payments**

This module is named as “NSOP Online Invoicing and Payments “and it consists of Two Menus in Left side. They are as follows:

1. HOME

2. Invoice

- Estimated Invoice-view
- Master
  - Operator Details
  - Aircraft Details
- Reports

### Raise NC Bill:

On clicking on the Pay Button in OFPL System the following screen will be appeared for raising the invoice

The screenshot shows the 'Raise NC Bill' screen in the NSOP Online Invoicing and Payments system. The interface includes a left-hand navigation menu with 'Home' and 'Invoice' options. The main content area is divided into several sections:

- Master Details:** Fields include Reg No. (VTBIP), Aircraft Type (525A-0235), Reg Type (Local), \*Auw (5613), \*Seating Cap (7), Operator Name (BIG CHARTER PRIVATE LTD), Operator Type (National), Category (Commercial), Credit Facility (Non Credit), and GSTIN Number (UNREGISTERED).
- Departure Log:** Fields include RCS Category (Non-RCS), Call Sign (AI123), Dep Date (21/Jun/2023), \*Destination Type (Controlled), Raise Date (22/Jun/2023), Dep To (VOHY), Type (Non-scheduled), Nature (Domestic), ETD/ATD (0400), \*Route (VOMD-VOHY), \*GCD (455.64), \*ASF Domestic (0), \*ASF International (0), \*UDF INR Pax (0), \*UDF US Pax (0), Dollar Rate (82.68), XRay (No), Parking Type (Parking), Runway (Rwy27), Watch Ext (0), and Transport Charge (0).
- Arrival Log:** Fields include RCS Category (Non-RCS), \*Call Sign, \*Arr Date (dd/Mon/yyyy), and \*Arr From.

The top of the screen shows the user is logged in as 'NSOPAdmin' and the page title is 'NSOP Online Invoicing and Payments'. A 'Refund / Cancellation Policy' link is visible in the top right corner. The bottom of the screen shows a Windows taskbar with the system clock at 11:56 on 22-06-2023.

Continue the remain screen.

Please fill all the required details for the arrival log and click on Save button on the arrival side to save the arrival.

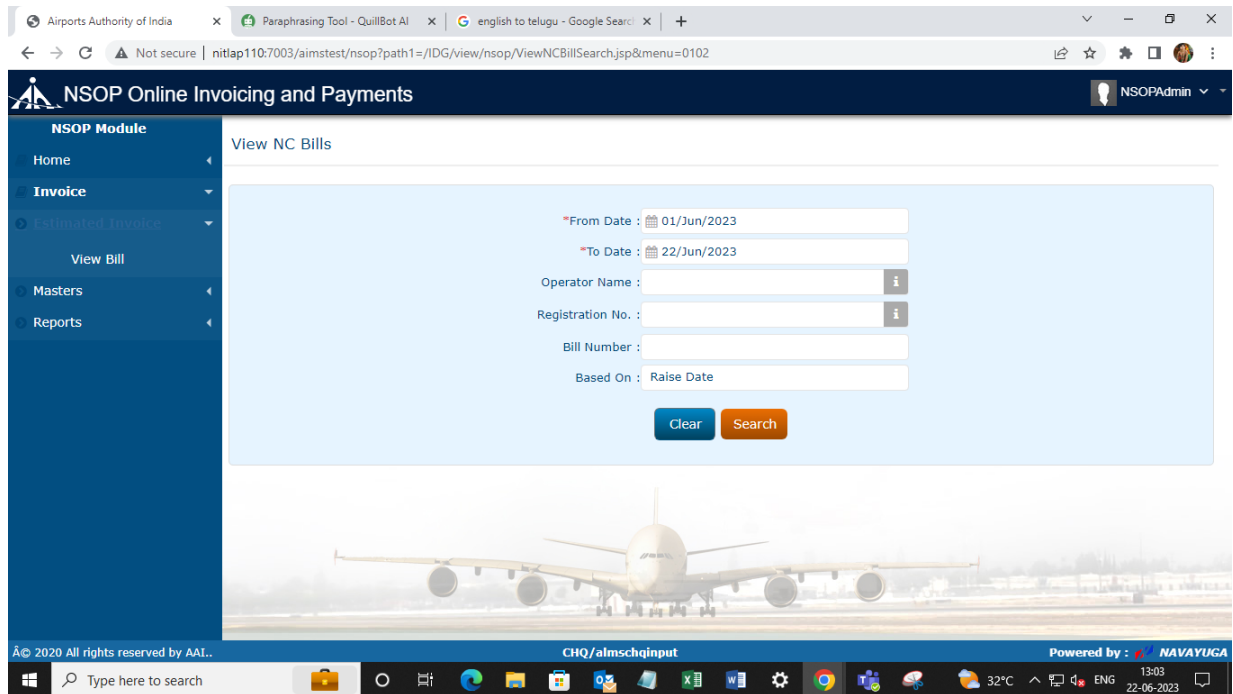
Then please fill the departure details and click on the save button on the departure side to raise the invoice .

**Estimated Invoice→View Bill:**

To open the screen, move along the following path.

Estimated Invoice→View Bill and click on “View Bill “link.

The below screen is open.



The screen displays the following information in columns:

- From Date\*: Select the from Date calendar date picker field.
- To Date\*: Select the To Date calendar date picker field.
- Operator Name: In this text field, click on I icon in this field to display the list Operator names to select the name.
- Registration No.: In this text field, click on I icon in this field to display the list Registration No. to select the Registration Nos.
- Bill Number: In this text field, enter the Bill Number .the entry can consist of alphanumeric values.
- Based On: This drop-down option field the user to select of the Based On list by the Bill period and Raise Date.
- Clear all the entered details by clicking on “Clear” button.
- Click on “Search” button, the “Non Credit Search Result” screen is open.

The below screen is open.

NSOP Online Invoicing and Payments

Non Credit Search Result

Show 10 entries

Bill Number	Operator	Bill Date	Call Sign	Reg No.	Departing	Destination	Amount	Payment Status	FPL No
NS/2022-23/15061/0001	ACSL	02/Dec/2022	VTHVV	VTHVV	VOMM	VIDP	23516	No	242752

FPL Status: A

Print:

Delete:

EMail:

Showing 1 to 1 of 1 entries

© 2020. All rights reserved by AAI. CHD/almrchoipant. Powered by: NAVAYUSA

The screen displays the following information in columns:

- Search field: It is used to search a particular details in this field.
- Bill Number: It's displaying the Details of the Bill Number in this column.
- Operator: It's displaying the Details of the Operator in this column.
- Bill Date: It's displaying the Details of the Bill date in this column.
- Call Sigh: It's displaying the Details of the Call sign in this column.
- Reg No.: It's displaying the Details of the Reg No.in this column
- Departing: It's displaying the Details of the Department names in this column.
- Destination: It's displaying the Details of the Destination in this column.
- Amount: It's displaying the Details of the Amount in this column.
- Payment Status: It's displaying the Details of the Payment Status in this column.
- FPL No.: It's displaying the Details of the FPL No. in this column.
- Delete: The user is unable to delete the bill acknowledgement .So delete button is locked.

- Email: When user click on the email icon, the bill should be emailed to user.
- Click on print option Bill acknowledgement copy is opened.

The below screen is open.

**Airports Authority of India**  
Coimbatore International Airport, Coimbatore - 14

**SPECIMEN COPY**

**Airport Name:** COIMBATORE  
**Airport Address:** Coimbatore International Airport, Coimbatore - 14  
**Place of Supply:** COIMBATORE (33)  
**Airport GSTIN:** 33AAC46412D1ZF  
**Period:** 22/Jun/2023 To 22/Jun/2023

Customer Details		AAI Details	
<b>Operator Name:</b> ASHLEY AVIATION LTD	<b>Ref Inv. No:</b> NS/2023-24/15002/0001	<b>Payer ID:</b> 4000664	<b>GST Inv Number:</b> 232415002NS00001
<b>Operator Address:</b> Ashley Aviation Limited No.1, Sardar Patel Road, Guindy, Chennai 7 600 032	<b>PI SAP Doc No:</b> null	<b>PAN No.:</b> AACCH0229B	<b>Raise Date:</b> 22/Jun/2023
<b>TAN No.:</b> null	<b>Due Date:</b> null	<b>GSTIN Number:</b> 33AACCH0229B1ZF	<b>Category:</b> NSOP
<b>Email ID:</b> Layan_Man07@ashokleyland.com.vocb.mfc@aai.aero	<b>Cost Centre:</b> null	<b>FIC/ADC No.:</b> FICADC	<b>Frequency:</b> MovementWise

**CA-17 Details**

Registration No.	Aircraft Type	DASSAULT AVIATION FALCON 2000
VTHGL	Seating Capacity	10
Aircraft Weight	16536	

	Arrival	Departure
<b>Date:</b>	22/Jun/2023	
<b>Call Sign:</b>	VTHGL	AI123
<b>UTC:</b>	0300	0400
<b>Route:</b>	From VOHY	For VOHY
<b>Nature:</b>	Domestic	Domestic
<b>RCS Status:</b>	N	N
<b>GCD:</b>	392.527	196.544
<b>PAX Details for Aviation Sec, Fac:</b>	0	0,0
<b>Mail (Kgs):</b>	0	0

When user click on the SBI Bank link, the user will be redirected to SBI Payment Gateway as mentioned below screen.

**SBI Pay**

As per RBI Guidelines all cards (physical and virtual) shall be enabled for use only at contact-based points of usage [viz. ATM's and Point of Sale (I

**Payment Details**

- Debit/Credit Card
- Internet Banking
- BHIM UPI
- NEFT
- POS
- PayPal

Please enter your card details

**Card Number:** [Input field]

**Expiry Date/Valid Thru:** [Month] [Year]

**CVV/CVC 4-DBC:** [Input field]

**Name of the card holder:** [Input field]

Use your GSTIN for claiming input tax (Optional)

**Pay Now** [Cancel]

**Order Summary**

**Order No.:** 325619000NS00001

**Merchant Name:** sbipayinfotech

**Amount:** 2566.00

**Processing fee:**

**GST:**

**Total:**

The user can select one of the payment details options.

1. Debit/Credit Card
2. Internet Banking
3. BHIM UPI
4. NEFT
5. POS
6. PayPal

After completed the payment details its show the message.

Payment Id: XXXXXXXXXXXXX

Payment Status: Payment in Clearing

Payment Mode: NB

- Click on Rate Card option Bill acknowledgement copy is opened
- This acknowledgement is generated, and all bill details are displayed on the screen below.

**Airports Authority of India**  
J.P.N.I. Airport Patna - 800014

**Rates Card**  
Airport GSTIN: 10AAACA6412D2ZM

AA12 No.	2306210001	GST Inv Number	232413026NCA0003
Registration No.	VTFBA	Ref Inv. No	NS/2023-24/13026/0003/REV1
AUW	22000	Raise Date	21/Jun/2023
Operator Name	BIG CHARTER PRIVATE LTD	Aircraft Type	ATR 72-212A 500
Operator Address	Jay Prakash Narayan International Airport, Peer Ali Path, Patna, Patna, Bihar, 800014	Place of Supply:	PATNA (10)
GSTIN Number:	10AAGCB6903N1ZR	FPL No:	700
Email Ids:	satishkumar.boddu@navayugainfotech.com	FIC/ADC No:	FICADC

**RNFC Charge**

Circular No.	From Date	To Date	Domestic Rate	International Rate
599866/2020/AAI	01/Oct/2020	01/Jan/2999	4782	5543

**TNLC Charge**

Circular No.	From Date	To Date	AUW From	AUW To	Base Rate	Rate	Flat Rate
29/2020-21	01/Apr/2022	01/Jan/2999	1	25000	0	185	0
29/2020-21	01/Apr/2022	01/Jan/2999	25001	50000	4625	324	0
29/2020-21	01/Apr/2022	01/Jan/2999	50001	100000	12725	371	0
29/2020-21	01/Apr/2022	01/Jan/2999	100001	200000	31275	452	0
29/2020-21	01/Apr/2022	01/Jan/2999	200001	999999	76475	510	0

**Landing Charge**

Circular No.	From Date	To Date	AUW From	AUW To	Base Rate	Rate	Flat Rate
29/2020-21	01/Apr/2022	01/Jan/2999	1	25000	0	185	0
29/2020-21	01/Apr/2022	01/Jan/2999	25001	50000	4625	324	0
29/2020-21	01/Apr/2022	01/Jan/2999	50001	100000	12725	371	0
29/2020-21	01/Apr/2022	01/Jan/2999	100001	200000	31275	452	0
29/2020-21	01/Apr/2022	01/Jan/2999	200001	999999	76475	510	0

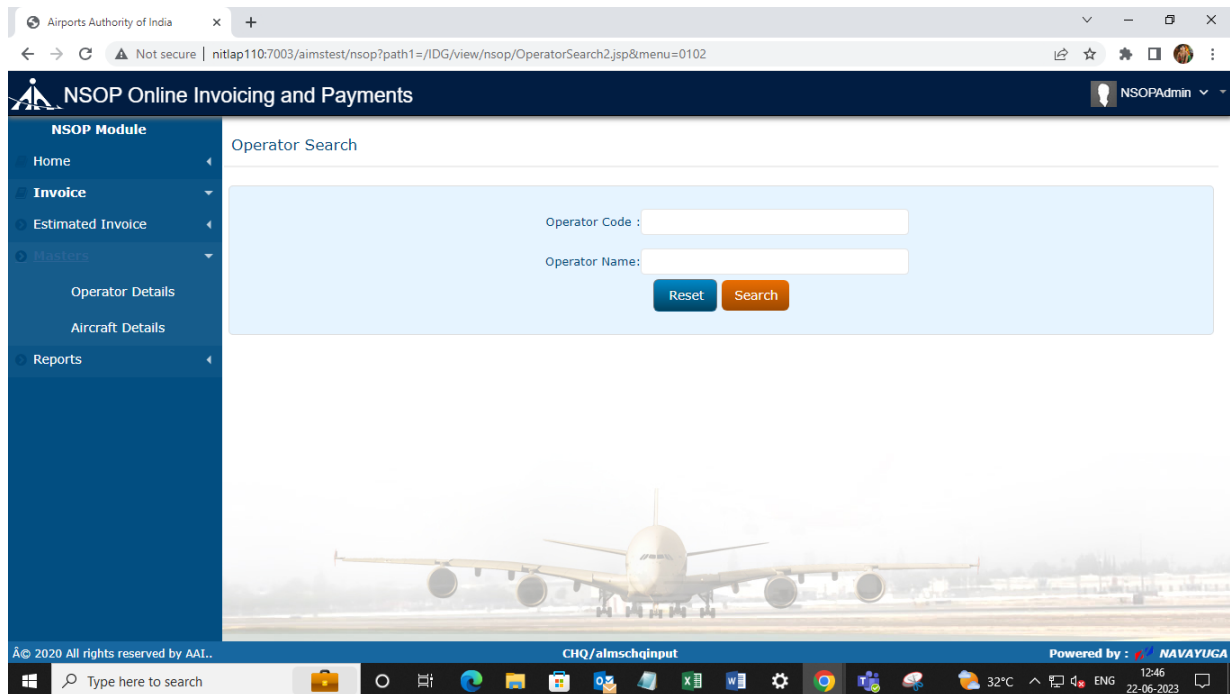
**Parking Charge**

## Masters –Operator Details:-

Click on the **Invoice** in Left Menu after select the Masters screen.

Masters->Operator Details in path.

THIS below screen is opened.



The screen displays the following information in columns:

- Operator code: Enter the **“Operator code”** in this text field
- Operator name: Enter the **“Operator Name”** in this text field
- Clear all the entered details by clicking on **“Reset”** button.
- Search: : User will be click on new button **“Operator Search Result”** screen is opened

Operator Search Result

Code	Name	PAN No.	Type	Edit	Details
A1000000	AIR INDIA EXPRESS	123		--	
A10000001	BIHAR FLYING INSTITUTE		Non Credit	--	
A10000002	BOMBAY FLYING CLUB		Non Credit	--	
A10000004	DELHI FLYING CLUB		Non Credit	--	
A10000008	GUJARAT FLYING CLUB		Non Credit	--	
A10000011	JOHOR FLYING CLUB INDIA		Non Credit	--	
A10000013	MADRAS FLYING CLUB LIMITED		Non Credit	--	
A10000015	NAGPUR FLYING CLUB		Non Credit	--	
A10000017	RAINBOW FLYING ACADEMY		Non Credit	--	
A10000018	RAJASTHAN STATE FLYING SCHOOL		Non Credit	--	

Showing 1 to 10 of 2,481 entries

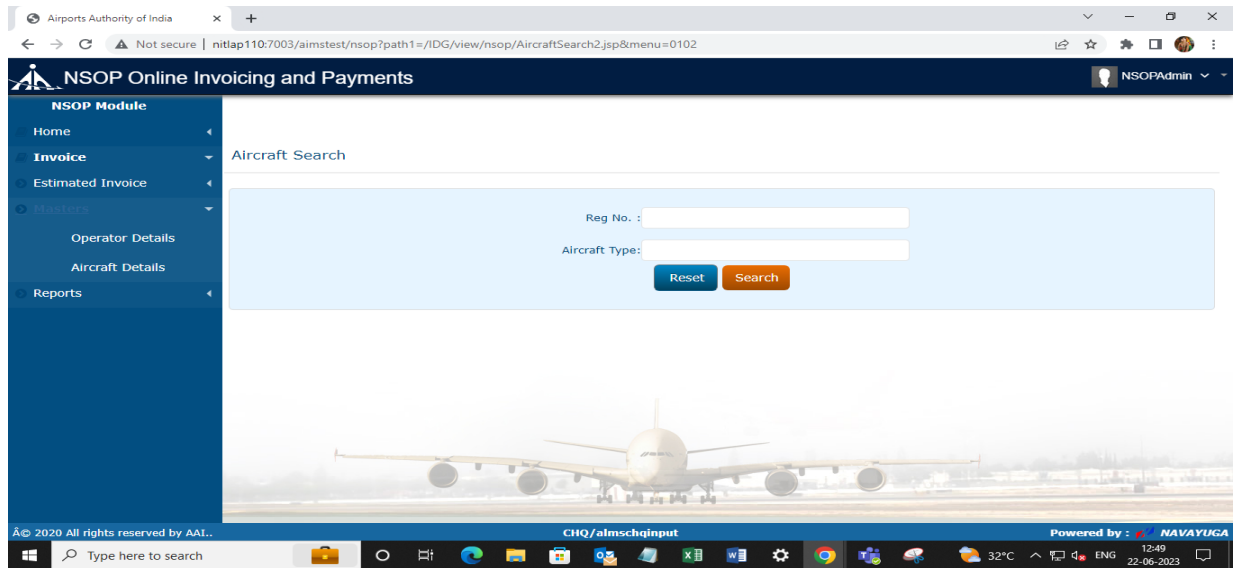
Only this user is allowed access to view the operator details.

### **Masters –Aircraft Details:-**

Click on the **Invoice** in Left Menu after select the Masters screen.

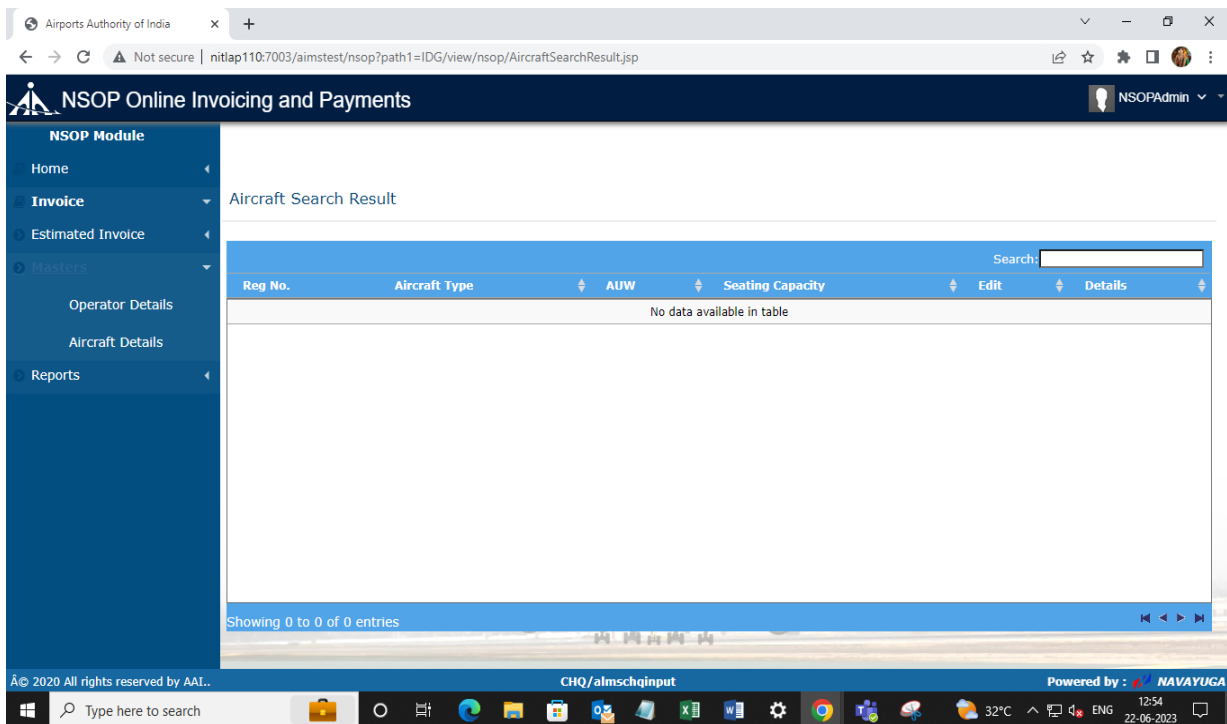
Masters->Aircraft Details in path.

This below screen is opened.



The screen displays the following information in columns:

- Reg no.: Enter the “**REG NO.**” in this text field
- Aircraft Type: Enter the “**Aircraft Type**” in this text field
- Clear all the entered details by clicking on “**Reset**” button.
- Search: User will be click on new button “**Operator Search Result**” screen is opened.



Only this user is allowed access to view the Aircraft details.

### **Reports→Assessment Report:**

To open the screen, move along the following path.

Reports→Assessment Report and click on “Assessment Report “link.

The below screen is open.

NSOP Online Invoicing and Payments

NSOPAdmin

NSOP Module

- Home
- Invoice
- Estimated Invoice
- Masters
- Reports
  - Assessment Report

Invoice Wise Assessment Report [Parameter]

From Date: 01/Jun/2023 To Date: 22/Jun/2023

Based on: Finalized Date Report Type: HTML Format

Clear Submit

© 2020 All rights reserved by AAL.. CHQ/aimschqinput Powered by: NAVAYUGA

Type here to search 32°C ENG 12:58 22-06-2023

The screen displays the following information in columns:

- From Date\*: Select the from Date calendar date picker field.
- To Date\*: Select the To Date calendar date picker field.
- Based on: This drop-down option field the user to select of the Based On list by the Bill period, Raise Date and Finalized date.
- Report Type: This drop-down option field the user to select of the Report Type by Html format and MS-Excel format.
- Clear all the entered details by clicking on “Clear” button.
- Click on “submit” button Html Format report is displayed Airports Authority of India Invoice Wise Assessment Report is opened.